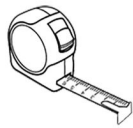
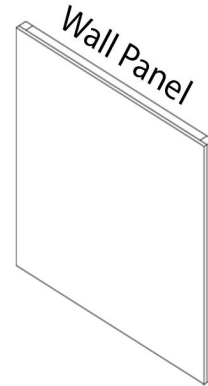



WALL PANNELLED HEADBOARD

Installation Instructions

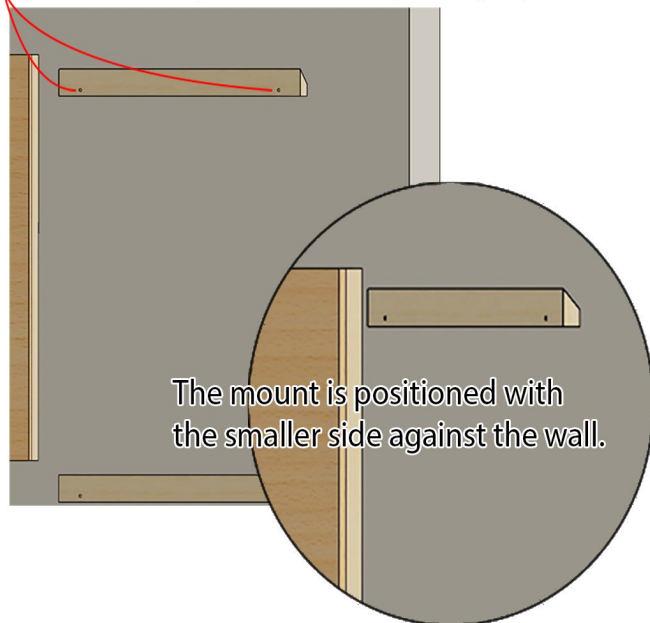


WARNING! Appropriate screws/bolts must be used to attach headboards to the wall. Due to various wall constructions, screws and fasteners are not provided.



MOUNTING TO THE WALL

Mounting the panel requires attaching the wooden mounts included with every panel to your desired wall, using the 4mm pre drilled holes as guides. The mounts need to be levelled and spaced correctly when mounting multiple panels to avoid gaps.



The best spacing for a close fit are below.

